

Design Flexibility.
Field-Proven!

PURE GOLD


CENTERING SHAFT - Model 1260 LDB



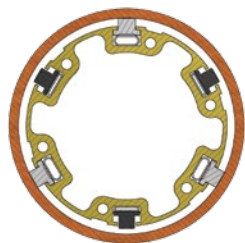
The **Goldenrod/Svecom Centering shaft** is the ONLY pneumatic shaft on the market that holds the core concentric to the shaft body.

A minimum of three expanding ledges at 120 deg apart are made of metal. The metal ledges are installed and expanded, then turned in a lathe to a precise expanded diameter based on YOUR core ID specs.

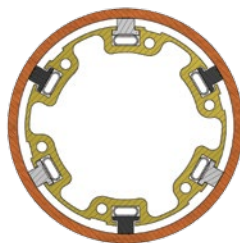
The expansion sequence allows for the Centering Ledges to expand first to hold the core above and concentric to the shaft body OD. Once the Centering Ledges have centered the core, the full-length rubber grip ledges expand to securely grip the core ID.



Offset core



Centering ledges out



Centering and Rubber ledges out

Key Features:

- No roll "loping" or bouncing
- Higher line speeds achievable
- Runs through critical quicker
- Metal-backed rubber grip ledges to protect the bladder
- Consistent web tension
- Less wear on machine bearings
- Weighs less than a typical mechanical shaft
- Less Expensive than mechanical centering shafts

You NEED this Shaft if you are:

- ✓ Printing
- ✓ Coating
- ✓ Laminating
- ✓ Metallizing Films
- ✓ Processing Foils

GOLDENROD



CORPORATION

Goldenrod Corporation - partnered with Svecom P.E.



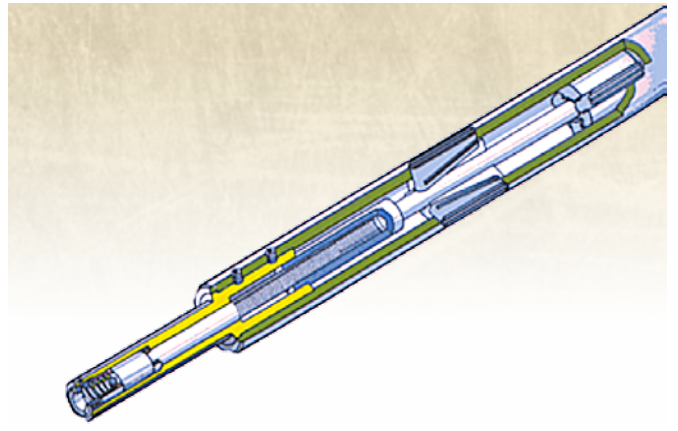
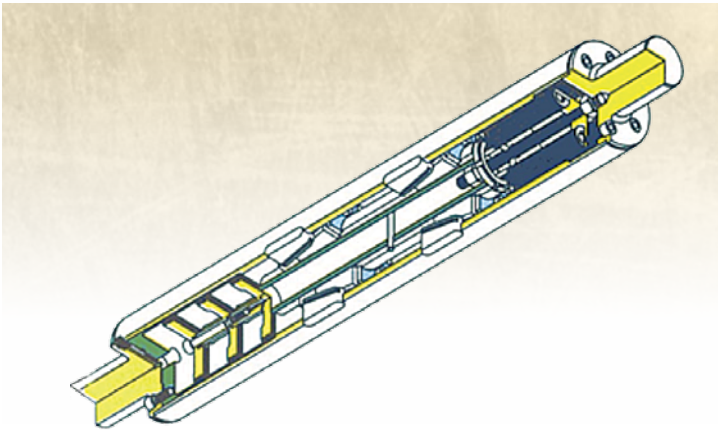
INTERNAL VALVES

are a fail-safe feature that guarantees you'll never lose a roll in the event of a bladder failure. Unlike other internal valve systems - each bladder is sealed and checked. Air cannot transfer from one bladder to the next. If one bladder fails, all remaining are unaffected.

EASE OF MAINTENANCE -

10 MINUTE bladder repair and BOLT-ON Journals

Goldenrod also offers Pneumatic/Mechanical and Mechanical Expanding shafts. Both offer "absolute centering" and the best TIR ratings. The P/M version uses air and a piston to drive the lugs outward via a wedge lock design. One advantage the P/M offers for a metallizer is that we can provide **SPRING EXPAND/ AIR RETRACT** so that you need not be concerned of air contaminating the vacuum environment.



Pneumatic / Mechanical Lug & Leaf Designs: Model 1220 LG or LF

Advantages

- Mechanical Expansion
- Core Concentric
- Handles High Torque
- Handles Heavy Rolls
- Cannot Over-Torque like you can a straight mechanical

Disadvantages

- Heavy

Mechanical Lug & Leaf Designs: Model 1200 LG or LF


Advantages

- Mechanical Expansion
- Core Concentric
- Handles High Torque
- Handles Heavy Rolls

Disadvantages

- Heavy
- Maintenance Difficult
- Most expensive

GOLDENROD



CORPORATION

Goldenrod Corporation - partnered with Svecom P.E.



25 Lancaster Drive, Beacon Falls, CT 06403 USA
Toll Free 1-800-GOLDROD
Tel. (203) 723-4400 • FAX (203) 723-8230
www.goldenrodcorp.com

